

Bosnia and Herzegovina  
Ministry of Finance and Treasury

**QUARTERLY REPORT**  
**ON EXTERNAL DEBT OF BOSNIA AND HERZEGOVINA**  
Fourth quarter of 2019

Sarajevo, January 2020

## Content

Abbreviations.....	3
Introduction.....	4
BiH external debt outstanding .....	5
BiH external debt movements and BiH external debt-to-GDP ratio .....	6
BiH external debt outstanding by creditors .....	7
BiH external debt outstanding by period of the obligation.....	8
BiH external debt currency composition .....	8
BiH external debt interest rates composition .....	9
BiH external debt currency and interest rate composition-Q4 2019.....	9
BiH external debt service structure by allocation of obligations .....	10
BiH external debt service by creditors and structure of obligations.....	11
BiH external debt service by creditors and structure of obligations for Q4 2019 .....	12
Stock of the external debt state guarantees.....	13
BiH external debt risk indicators .....	13

## Abbreviations

ABN AMRO – Fortis Bank

ATM - Average time to maturity

ATR - Average re-fixing time

BAWAG - Labour and Economy Bank and Austrian Postal Savings Bank

GDP - Gross domestic product

CEB - Council of Europe Development Bank

CPU - Contracted accounting currency of the World Bank for obligations under the Consolidated WBIBRD loan

EBA - ERSTE Bank

EBRD - European Bank for Reconstruction and Development

EIB - European Investment Bank

EC - European Commission

IFAD - International Fund for Agricultural Development

KEXIM - Export-Import Bank of Korea

KfW - German Development Bank

KWT - Kuwait Fund for Arab Economic Development

Q1 - First quarter of 2019 (1 January-31 March 2019)

Q2 – Second quarter of 2019 (1 April-30 June 2019)

Q3 – Third quarter of 2019 (1 July-30 September 2019)

Q4 – Fourth quarter of 2019 (1 October-31 December 2019)

IMF- International Monetary Fund

OFID - OPEC Fund for International Development

RBA - Raiffeisen Bank A.G.

SDR - Special Drawing Rights, calculation unit used by IMF, World Bank and several other international institutions. SDR is comprised “a basket of currencies”, i.e. USD (41.73 per cent), EUR (30.93 per cent), CNY (10.92 per cent), JPY (8.33 per cent) and GBP (8.09 per cent)

SFD - Saudi Fund for Development

UCBA - UniCredit Bank Austria

WBIBRD - World Bank - International Bank for Reconstruction and Development

WBIDA - World Bank - International Development Association

## Introduction

In accordance with the available data<sup>1</sup>, the Ministry of Finance and Treasury of Bosnia and Herzegovina prepared the Quarterly Report on External Debt of Bosnia and Herzegovina for the fourth quarter of 2019, presenting the state and structure of external debt of Bosnia and Herzegovina at the end of this quarter. The Quarterly Report covers the following segments: the state of external debt of Bosnia and Herzegovina over the period and the state of external debt of Bosnia and Herzegovina by external debt state guarantees and external debt risk indicators.

The terms used in the Quarterly Report on External Debt of Bosnia and Herzegovina, in accordance with definitions determined in the Law on Borrowing, Debt and Guarantees of Bosnia and Herzegovina, Article 3 - Definitions (*Official Gazette of Bosnia and Herzegovina*, 52/05, 103/09 and 90/16), shall have the following meanings:

**State debt:** debt denominated in domestic currency, the borrower of which is the Ministry of Finance and Treasury of Bosnia and Herzegovina on behalf of Bosnia and Herzegovina.

**External state debt:** state debt created in accordance with an international agreement. Debt created between 2 April 1992 and 14 December 1995 shall not be deemed as the external state debt.

**External debt state guarantee:** guarantee issued by the state guaranteeing that a loan under an international agreement will be repaid partially or in its entirety in case of the default by the borrower.

**Entity debt:** debt denominated in domestic currency, the borrower of which is the Ministry of Finance and Treasury, directly or indirectly, on behalf of an Entity.

**External debt of Entities:** debt of Entities under an international agreement concluded in accordance with the procedures defined by the Law on Borrowing, Debt and Guarantees of Bosnia and Herzegovina.

Likewise, for the purpose of preparation of this Report and clarity, the following terms have been used:

**BiH external debt:** debt including external state debt, external debt of Entities and external debt of local government units.

**External debt of local government units:** Debt of the local government units under an international agreement concluded directly between the local government units and the creditor, directly serviced by the local government units.

**Old debt:** state debt created prior to 2 April 1992, i.e. the debt assumed by Bosnia and Herzegovina as succeeded international obligations created prior to 2 April 1992, reconstructed and reprogrammed following negotiations with foreign creditors.

**New debt:** BiH external debt created after 14 December 1995.

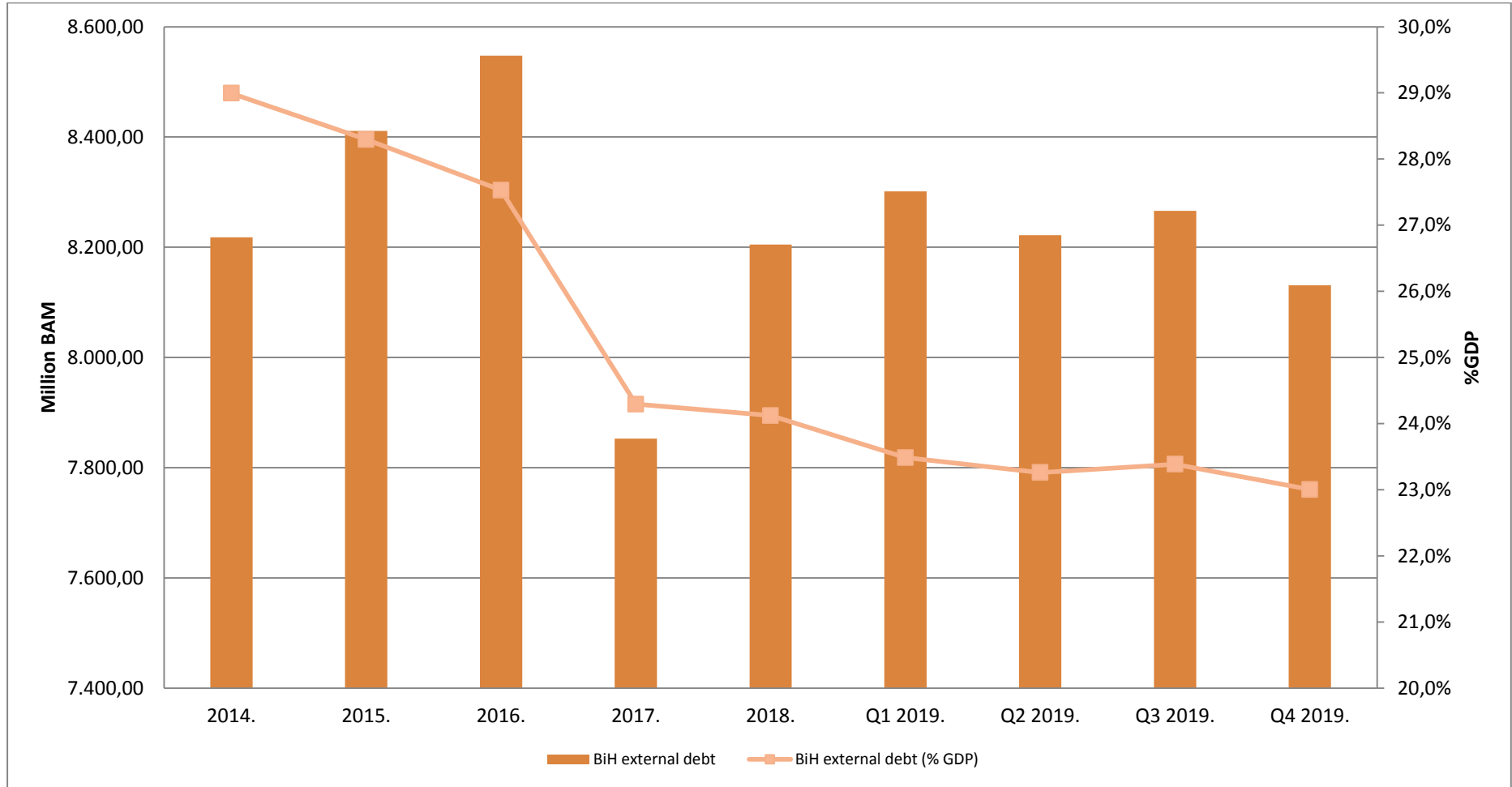
---

<sup>1</sup> Data on the BiH external debt outstanding for third quarter and fourth quarter 2019 are preliminary.

## BiH external debt outstanding (in million BAM)

	2014	2015	2016	2017	2018	Q1 2019	Q2 2019	Q3 2019	Q4 2019
<b>External state debt</b>									
Republika Srpska	2,825.82	2,954.01	3,115.52	2,903.14	2,975.52	3,031.11	3,061.91	3,055.08	3,027.05
Federation of BiH	5,158.95	5,226.59	5,207.79	4,704.85	4,636.58	4,678.83	4,569.53	4,627.12	4,520.57
Brčko District	15.90	21.06	25.10	36.72	49.64	50.13	52.57	51.51	53.61
Institutions of Bosnia and Herzegovina	58.99	55.78	54.15	75.04	73.95	73.96	72.85	68.80	69.05
<b>Total</b>	<b>8,059.66</b>	<b>8,257.44</b>	<b>8,402.56</b>	<b>7,719.75</b>	<b>7,735.69</b>	<b>7,834.03</b>	<b>7,756.86</b>	<b>7,802.51</b>	<b>7,670.28</b>
<b>External debt of Entities</b>									
Republika Srpska	65.85	61.55	56.65	50.98	373.89	373.20	370.71	370.71	368.22
Federation of BiH	92.76	92.08	88.38	82.22	79.00	77.92	78.01	76.34	76.22
<b>Total</b>	<b>158.61</b>	<b>153.63</b>	<b>145.03</b>	<b>133.20</b>	<b>452.89</b>	<b>451.12</b>	<b>448.72</b>	<b>447.05</b>	<b>444.44</b>
<b>External debt of local government units</b>									
Republika Srpska	0,00	0,00	0,00	0,00	16.33	16.33	16.33	16.33	16.33
<b>Total</b>	<b>0,00</b>	<b>0,00</b>	<b>0,00</b>	<b>0,00</b>	<b>16.33</b>	<b>16.33</b>	<b>16.33</b>	<b>16.33</b>	<b>16.33</b>
<b>BiH external debt</b>									
Republika Srpska	2,891.67	3,015.56	3,172.17	2,954.12	3,365.74	3,420.64	3,448.95	3,442.12	3,411.60
Federation of BiH	5,251.71	5,318.67	5,296.17	4,787.07	4,715.58	4,756.75	4,647.54	4,703.46	4,596.79
Brčko District	15.90	21.06	25.10	36.72	49.64	50.13	52.57	51.51	53.61
Institutions of Bosnia and Herzegovina	58.99	55.78	54.15	75.04	73.95	73.96	72.85	68.80	69.05
<b>Total</b>	<b>8,218.27</b>	<b>8,411.07</b>	<b>8,547.59</b>	<b>7,852.95</b>	<b>8,204.91</b>	<b>8,301.48</b>	<b>8,221.91</b>	<b>8,265.89</b>	<b>8,131.05</b>

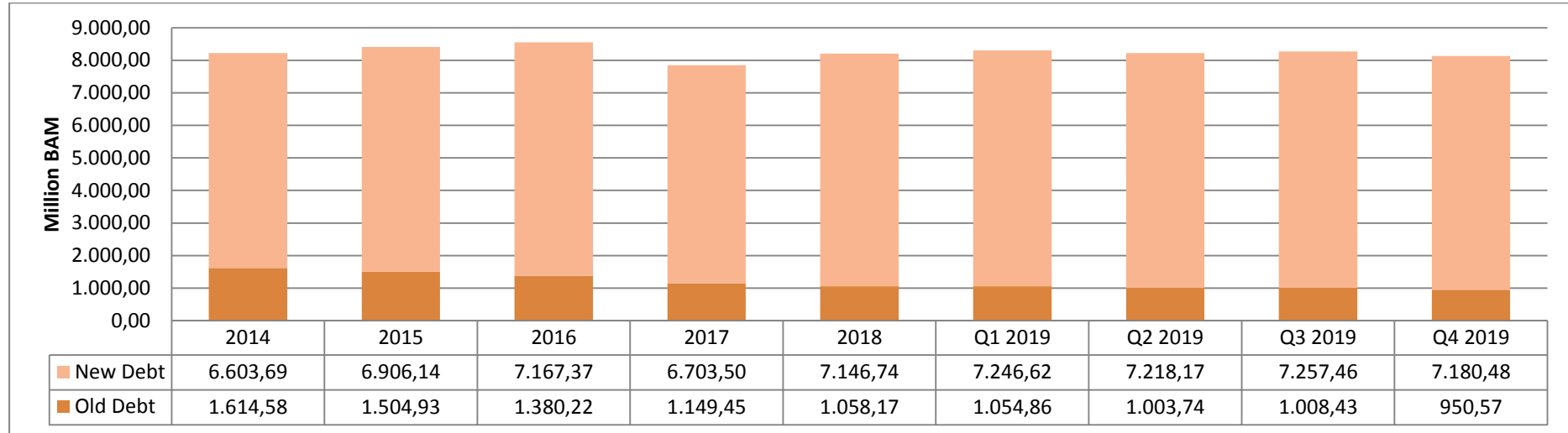
## BiH external debt movements and BiH external debt-to-GDP ratio



### BiH external debt outstanding by creditors (million BAM)

Creditor	2014	2015	2016	2017	2018	Q1 2019	Q2 2019	Q3 2019.	Q4 2019.
ABN AMRO	10.70	7.65	4.59	1.53	0.00	0.00	0.00	0.00	0.00
BAWAG	13.57	11.38	9.18	6.99	4.80	3.70	3.70	2.61	2.61
Government of Belgium	5.35	4.93	4.51	4.10	3.68	3.68	3.68	3.68	3.26
CEB	63.24	74.89	80.36	95.56	116.15	130.76	129.30	128.17	126.97
EBA	10.63	16.35	15.86	15.37	14.89	14.89	14.64	14.64	14.40
EBRD	790.89	702.61	624.33	539.80	549.93	553.22	529.96	543.53	528.41
EIB	1,461.73	1,549.25	1,762.05	1,909.60	1,882.51	1,878.45	1,957.38	1,983.36	1,992.03
EC	242.52	234.70	226.88	219.05	211.23	203.41	203.41	183.85	183.85
Government of Spain	146.40	146.25	145.94	137.40	120.38	120.14	111.75	111.50	103.12
IFAD	74.68	78.48	78.61	75.93	82.93	83.93	83.46	91.56	89.15
Government of Japan	47.08	51.16	68.32	85.42	162.93	176.86	187.16	201.13	200.18
Export-Import Bank of Korea	151.41	156.72	165.83	148.50	150.96	141.53	138.04	138.04	134.56
KfW	38.53	38.90	64.46	144.44	143.82	145.59	151.72	160.94	154.22
Kuwait Fund	31.46	39.08	46.02	53.51	70.43	71.76	72.95	73.47	73.67
The London Club	354.17	291.60	218.55	145.51	109.13	109.13	90.94	90.94	72.75
IMF	1,061.66	1,036.62	1,028.12	591.55	414.14	408.67	353.53	310.56	306.56
OFID	27.16	51.26	96.68	125.03	146.62	165.96	169.36	170.10	164.55
The Paris Club	815.78	771.13	747.45	668.17	638.61	641.20	619.76	625.40	601.11
Government of Poland	35.16	33.00	30.84	28.66	26.49	26.49	25.40	25.40	24.32
Republic of Portugal	68.81	68.12	67.43	66.73	66.04	65.34	65.35	65.35	65.35
Raiffeisen Bank A.G.	76.49	70.15	63.02	55.88	48.74	47.04	45.17	43.02	41.15
Saudi Fund for Development	86.46	101.89	103.81	94.32	95.96	93.01	96.60	95.58	97.20
Republic of Serbia	24.44	23.00	20.96	18.16	15.35	15.35	13.95	13.95	12.55
UniCredit Bank Austria	61.68	68.35	66.10	58.58	51.07	50.59	47.31	46.83	43.55
WBIBRD	713.73	852.57	843.07	761.92	956.31	1,003.25	1,002.56	1,001.61	1,003.33
WBIDA	1,804.54	1,931.03	1,964.62	1,801.24	1,793.23	1,818.95	1,776.25	1,812.09	1,763.62
Eurobond RS	0.00	0.00	0.00	0.00	328.58	328.58	328.58	328.58	328.58
<b>Total BiH external debt</b>	<b>8,218.27</b>	<b>8,411.07</b>	<b>8,547.59</b>	<b>7,852.95</b>	<b>8,204.91</b>	<b>8,301.48</b>	<b>8,221.91</b>	<b>8,265.89</b>	<b>8,131.05</b>

### BiH external debt outstanding by period of the obligation (million BAM)



### BiH external debt currency composition (million BAM)

Currency	2014	2015	2016	2017	2018	Q1 2019	Q2 2019	Q3 2019	Q4 2019
EUR	4,285.78	4,306.48	4,369.71	4,366.02	4,807.12	4,879.93	4,911.33	4,939.59	4,892.82
USD	581.90	634.83	662.37	585.31	588.85	586.29	569.60	573.46	551.86
SDR	2,775.79	2,866.85	2,892.98	2,318.27	2,140.68	2,162.34	2,066.93	2,060.75	2,010.25
CPU	207.42	200.19	186.15	155.34	142.48	143.99	134.55	138.13	126.23
Other currencies <sup>2</sup>	367.38	402.72	436.38	428.01	525.78	528.93	539.50	553.96	549.89
<b>Total</b>	<b>8,218.27</b>	<b>8,411.07</b>	<b>8,547.59</b>	<b>7,852.95</b>	<b>8,204.91</b>	<b>8,301.48</b>	<b>8,221.91</b>	<b>8,265.89</b>	<b>8,131.05</b>

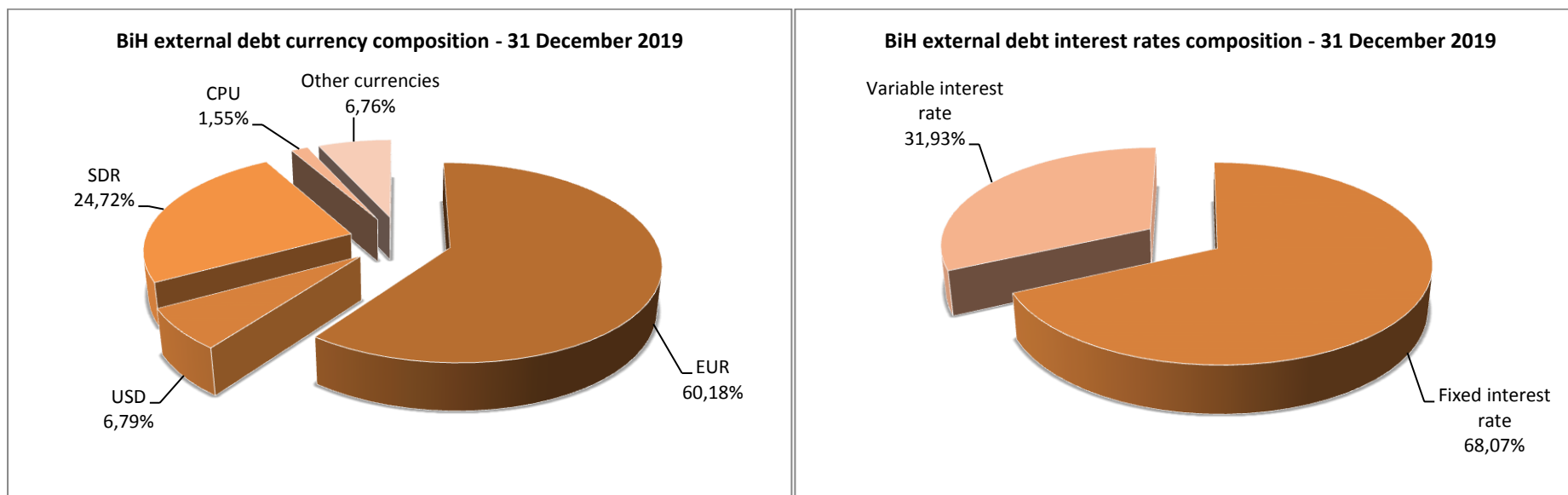
<sup>2</sup> Other currencies: JPY, KRW, CHF, KWD, SAR, CAD, SEK, DKK, GBP.



### BiH external debt interest rates composition (million BAM)

Interest rate	2014	2015	2016	2017	2018	Q1 2019	Q2 2019	Q3 2019	Q4 2019
Fixed interest rate	4,045.79	4,226.17	4,506.15	4,475.28	4,894.41	5,500.79	5,541.60	5,613.32	5,534.93
Variable interest rate	4,172.48	4,184.90	4,041.44	3,377.67	3,310.50	2,800.69	2,680.31	2,652.57	2,596.12
<b>Total</b>	<b>8,218.27</b>	<b>8,411.07</b>	<b>8,547.59</b>	<b>7,852.95</b>	<b>8,204.91</b>	<b>8,301.48</b>	<b>8,221.91</b>	<b>8,265.89</b>	<b>8,131.05</b>

### BiH external debt currency and interest rate composition – Q4 2019



BiH external debt service structure by allocation of obligations (in million BAM)

Debt service	2014	2015	2016	2017	2018	Q1 2019	Q2 2019	Q3 2019	Q4 2019
<b>External state debt</b>									
Republika Srpska	261.06	199.12	251.52	341.59	330.48	44.87	85.18	69.08	71.92
Federation of BiH	494.29	375.23	464.41	632.38	612.34	77.44	166.66	117.42	144.88
Brčko District	1.52	2.87	2.57	4.58	7.11	2.72	1.20	3.87	0.71
Institutions of Bosnia and Herzegovina	4.05	4.11	4.63	4.71	5.42	0.96	1.66	4.73	0.39
<b>Total</b>	<b>760.92</b>	<b>581.33</b>	<b>723.13</b>	<b>983.26</b>	<b>955.35</b>	<b>125.99</b>	<b>254.70</b>	<b>195.10</b>	<b>217.90</b>
<b>External debt of Entities</b>									
Republika Srpska	3.64	5.11	5.64	6.34	14.09	0.81	10.48	0,00	6.69
Federation of BiH	4.92	6.45	6.63	5.68	6.28	3.19	0.97	1.22	0.00
<b>Total</b>	<b>8.56</b>	<b>11.56</b>	<b>12.27</b>	<b>12.02</b>	<b>20.37</b>	<b>4.00</b>	<b>11.45</b>	<b>1.22</b>	<b>6.69</b>
<b>External debt of local government units</b>									
Republika Srpska	0,00	0,00	0,00	0,00	0.71	0.00	0.33	0.00	0.33
<b>Total</b>	<b>0,00</b>	<b>0,00</b>	<b>0,00</b>	<b>0,00</b>	<b>0.71</b>	<b>0.00</b>	<b>0.33</b>	<b>0.00</b>	<b>0.33</b>
<b>BiH external debt</b>									
Republika Srpska	264.70	204.23	257.16	347.93	345.28	45.68	95.99	69.08	78.94
Federation of BiH	499.21	381.68	471.04	638.06	618.62	80.63	167.63	118.64	144.88
Brčko District	1.52	2.87	2.57	4.58	7.11	2.72	1.20	3.87	0.71
Institutions of Bosnia and Herzegovina	4.05	4.11	4.63	4.71	5.42	0.96	1.66	4.73	0.39
<b>Total</b>	<b>769.48</b>	<b>592.89</b>	<b>735.40</b>	<b>995.28</b>	<b>976.43</b>	<b>129.99</b>	<b>266.48</b>	<b>196.32</b>	<b>224.92</b>

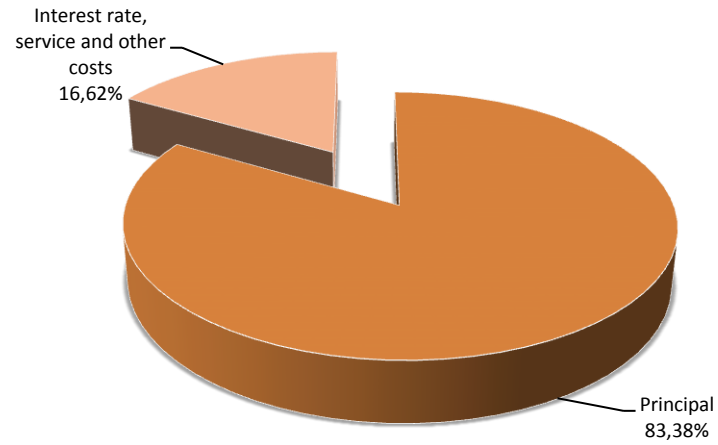
## BiH external debt service by creditors and structure of obligations (in million BAM)

Creditor	Debt repayment	2014	2015	2016	2017	2018	Q1 2019	Q2 2019	Q3 2019	Q4 2019
WBIBRD	Principal	35.11	41.22	42.91	43.12	41.39	10.70	11.14	10.83	14.34
	Interest rate, service and other costs	8.38	10.02	9.93	9.40	11.39	3.30	4.15	4.75	5.53
	Total	43.49	51.24	52.84	52.52	52.78	14.00	15.29	15.58	19.87
WBIDA	Principal	43.17	53.22	65.74	82.88	92.93	18.23	30.68	22.21	34.74
	Interest rate, service and other costs	13.32	14.75	38.83	38.16	37.65	6.10	13.08	6.32	12.90
	Total	56.49	67.97	104.57	121.04	130.58	24.33	43.76	28.53	47.64
IMF	Principal	325.95	95.05	166.49	374.92	337.09	12.63	51.08	50.50	0.00
	Interest rate, service and other costs	12.84	11.63	13.01	15.61	16.02	3.42	3.13	4.02	2.34
	Total	338.79	106.68	179.50	390.53	353.11	16.05	54.21	54.52	2.34
EBRD	Principal	100.92	110.61	106.00	106.51	110.06	14.55	40.48	16.63	39.10
	Interest rate, service and other costs	11.51	10.44	6.89	5.07	8.18	1.55	1.55	4.02	1.42
	Total	112.43	121.04	112.89	111.58	118.24	16.10	42.03	20.65	40.52
EIB	Principal	29.35	37.19	58.95	68.99	76.34	23.84	12.98	25.91	15.74
	Interest rate, service and other costs	22.23	21.86	20.39	20.00	21.74	7.80	3.06	8.04	2.97
	Total	51.58	59.05	79.34	88.99	98.08	31.64	16.04	33.95	18.71
The Paris Club	Principal	21.70	26.09	29.42	32.69	36.89	0.00	20.30	0.00	21.65
	Interest rate, service and other costs	12.11	12.25	11.49	10.37	9.36	0.73	3.56	0.73	3.24
	Total	33.81	38.34	40.91	43.06	46.25	0.73	23.86	0.73	24.89
The London Club	Principal	62.56	62.57	73.05	73.04	36.38	0.00	18.19	0.00	18.19
	Interest rate, service and other costs	4.61	3.14	2.04	1.11	0.70	0.00	0.28	0.00	0.24
	Total	67.17	65.71	75.09	74.15	37.08	0.00	18.47	0.00	18.43
EC	Principal	7.82	7.82	7.82	7.82	7.83	7.82	0.00	19.55	0.00
	Interest rate, service and other costs	4.08	4.00	2.04	3.90	3.90	1.96	0.00	1.95	0.00
	Total	11.90	11.82	9.86	11.72	11.73	9.78	0.00	21.50	0.00
Other creditors <sup>3</sup>	Principal	38.47	52.28	61.31	83.57	100.61	10.91	40.00	15.81	43.79
	Interest rate, service and other costs	15.32	18.75	19.07	18.09	27.94	6.40	12.82	5.05	8.73
	Total	53.79	71.03	80.38	101.66	128.55	17.31	52.82	20.86	52.52
<b>Total</b>		<b>769.45</b>	<b>592.88</b>	<b>735.38</b>	<b>995.25</b>	<b>976.40</b>	<b>129.94</b>	<b>266.48</b>	<b>196.32</b>	<b>224.92</b>
<b>Commissions and banking costs</b>		<b>0.03</b>	<b>0.01</b>	<b>0.02</b>	<b>0.03</b>	<b>0.03</b>	<b>0.05</b>	<b>0.00</b>	<b>0.00</b>	<b>0.00</b>
<b>Grand total</b>		<b>769.48</b>	<b>592.89</b>	<b>735.40</b>	<b>995.28</b>	<b>976.43</b>	<b>129.99</b>	<b>266.48</b>	<b>196.32</b>	<b>224.92</b>

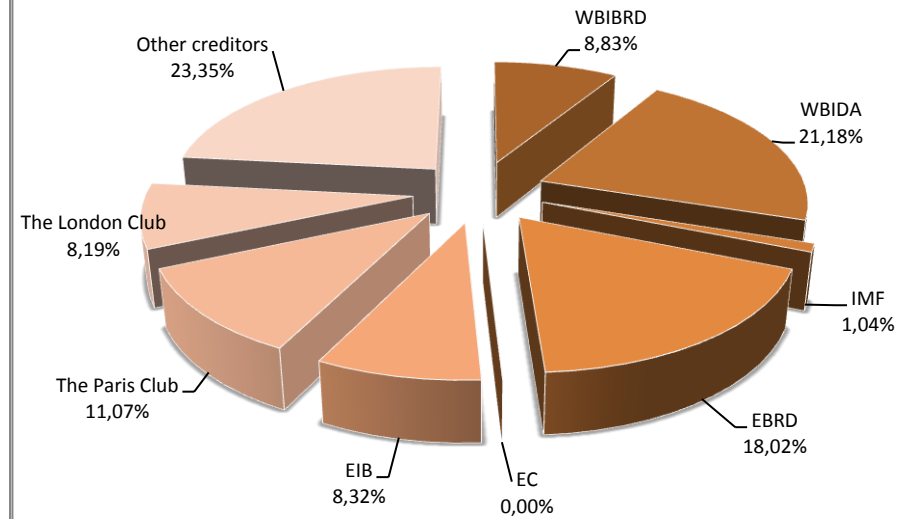
<sup>3</sup> Other creditors: ABN AMRO, BAWAG, EBA, KEXIM, KWT, IFAD, KfW, OFID, RBA, CEB, SFD, UCBA, Government of Belgium, Government of Japan, Government of Spain, Government of Poland, Government of Serbia, Eurobond RS.

## BiH external debt service by creditors and structure of obligations for Q4 2019

Debt service by principal, interest and other costs - Q4 2019



Debt service by creditors - Q4 2019



### Stock of the external debt state guarantees (in million BAM)

Creditor	Borrower	2014	2015	2016	2017	2018	Q1 2019	Q2 2019	Q3 2019	Q4 2019
Export-Import bank of Hungary	PUC Vodovod i kanalizacija d.o.o. Tuzla	4.54	3.40	2.27	1.13	0.00	0.00	0.00	0.00	0,00
EBRD	A.D. Vodovod i kanalizacija Bijeljina	9.04	8.25	7.42	6.60	5.77	5.36	5.36	4.95	4.95
EBRD	PC „Autoputevi Republike Srpske“ Banja Luka ( Corridor Vc in Republic of Srpska first part	0,00	0,00	0,00	0,00	0,00	0,00	13.59	25.30	30.58
EBRD	PC „Autoputevi Republike Srpske“ Banja Luka ( Highway Banja Luka – Doboj first part)	222.11	279.53	322.93	292.46	281.51	281.51	265.19	265.19	248.87
EBRD	Toplana A.D. Prijedor	0.00	13.67	13.69	13.69	12.55	12.55	11.98	11.98	11.41
<b>Total</b>		<b>235.69</b>	<b>304.85</b>	<b>346.31</b>	<b>313.88</b>	<b>299.83</b>	<b>299.42</b>	<b>296.12</b>	<b>307.42</b>	<b>295.81</b>

### BiH external debt risk indicators

	2014	2015	2016	2017	2018	Q1 2019	Q2 2019	Q3 2019	Q4 2019
<b>GDP<sup>4</sup> ( in million BAM)</b>	28,343.5	29,727.1	31,047.9	32,326.0	34,016.0	35,346.0	35,346.0	35,346.0	35,346.0
External debt/GDP (%)	29.0%	28.3%	27.5%	24.3%	24.1%	23.5%	23.3%	23.4%	23.0%
ATM for external debt (years)	7.6	7.2	7.2	7.2	7.3	7.4	7.7	7.7	7.2
ATR for external debt (years)	4.5	4.2	4.4	4.6	4.4	5.2	5.5	5.4	5.1
Debt by variable interest rate (%)	50.8%	49.8%	47.3%	43.0%	40.4%	33.7%	32.6%	32.1%	31.9%
Debt in non-EUR foreign currencies (%)	47.9%	48.8%	48.9%	44.4%	41.4%	41.2%	40.3%	40.2%	39.8%

<sup>4</sup> Source: for the 2014-2018 period , Agency for Statistics of BiH, Newsletter 30 September 2019; for the 2019, the Directorate for Economic Planning, framework Budget Document, Macroeconomic indicators for the 2020-2022 period, September 2019